


Technical data sheet

Cable tray MKSU 60 FS

Item number: 6063187



MKSU 60 = medium-duty cable tray system, unperforated, with a side height of 60 mm. Straight connectors should be ordered in the appropriate quantity. The cable tray has connector perforations on both sides. Magnetic shield insulation without cover 20 dB, with cover 50 dB.



- St** Steel
- FS** Strip galvanized

Master data

Item number	6063187
Description 1	Cable tray MKSU
Description 2	unperforated, connector holes
Manufacturer	OBO
Dimension	60x200x3000
Material	Steel
Surface	Strip galvanized
Surface standard	DIN EN 10346
Smallest sales unit	3
Unit of quantity	Metre
Weight	266.7 kg
Weight unit	kg/100 m

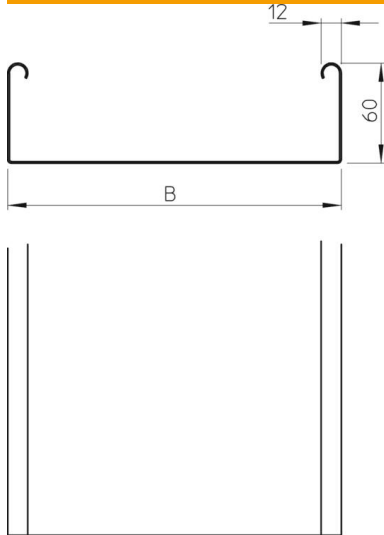
Technical data sheet

Cable tray MKSU 60 FS

Item number: 6063187



Dimensions



Dimension	60 x 200
Length	3,000 mm
Length	10 ft
Width	200 mm
Width	8 in
Height	60 mm
Height	2 in
Plate thickness	0.04 in
Plate thickness	1 mm
Dimension B	200 mm

Technical data

Connector version	Without connectors
Mounting system fastening type	Floor Ceiling Wall
Walkable	no
Base perforation	0
Maintain electrical functions	no
With cover	no
Mounting perforation in base	no
NATO hole pattern	no
Usable cross-section	118 cm ²
Usable cross-section	11800 mm ²
Rustproof steel, pickled	no
Side perforation	no
Wide-span version	no
Load test type according to IEC 61537	Type II
Type of connector, cable support system	Screwed

Technical data sheet

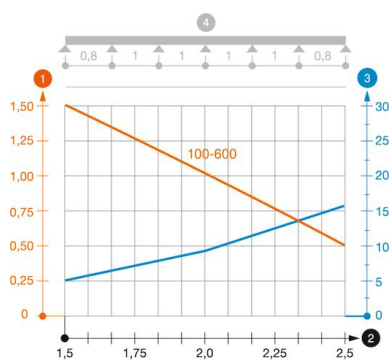
Cable tray MKSU 60 FS

Item number: 6063187



Loads

Insertable support spacings, min.	1.5 m
Insertable support spacings, max.	2.5 m
Support spacing 1.5 m	1.5 kN/m
Support spacing 1.75 m	1.25 kN/m
Support spacing 2.0 m	1 kN/m
Support spacing 2.5 m	0.5 kN/m



Load diagram, cable tray, type MKSU 60 FS FT

- 1 Permitted cable tray/ladder load in kN/m without man load
- 2 Support width in m
- 3 Rail bend in mm at permitted kN/m
- 4 Load scheme during testing
- Load curve with cable tray/ladder width in mm
- Strut bend curve according to support width