


Technical data sheet

Wide span cable tray WKSG 110 FT

Item number: 6098145



Wide span cable tray system, perforated, with a side height of 110 mm.
Straight connectors of type WRVL 110 should be ordered separately and in the appropriate quantity.
Magnetic shield insulation without cover 20 dB, with cover 50 dB.



St

Steel

FT

Hot-dip galvanised

Master data

Item number	6098145
Type	WKSG 130 FT
Description 1	Wide span cable tray
Description 2	perforated, floor beaded
Manufacturer	OBO
Dimension	110x300x6000
Material	Steel
Surface	Hot-dip galvanised
Surface standard	DIN EN ISO 1461
Smallest sales unit	6
Unit of quantity	Metre
Weight	863.15 kg
Weight unit	kg/100 m

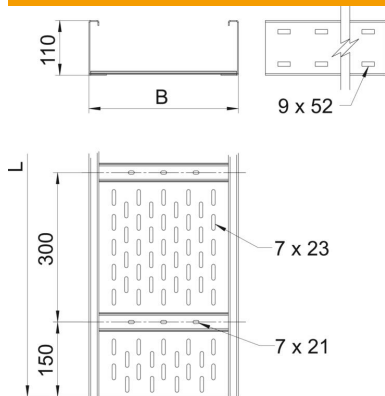
Technical data sheet

Wide span cable tray WKSG 110 FT

Item number: 6098145



Dimensions



Dimension	110 x 300
Length	6,000 mm
Width	300 mm
Height	110 mm
Plate thickness	2 mm
Dimension B	300 mm
Dimension L	6,000 mm

Technical data

Connector version	Without connectors
Mounting system fastening type	Floor Ceiling Wall
Maintain electrical functions	no
Mounting perforation in base	yes
Usable cross-section	305 cm ²
Usable cross-section	30500 mm ²
Rustproof steel, pickled	no
Side perforation	yes
Wide-span version	yes
Magnetic shield insulation with cover	50 dB
Magnetic shield insulation without cover	20 dB
Usable length	6000 mm
Type of connector, cable support system	Screwed

Technical data sheet

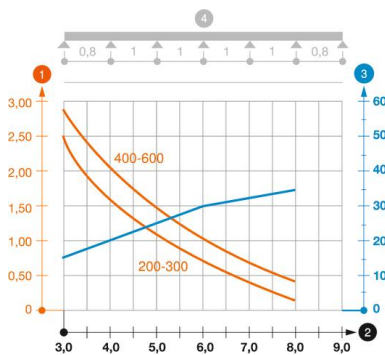
Wide span cable tray WKSG 110 FT

Item number: 6098145



Loads

Insertable support spacings, min.	3 m
Insertable support spacings, max.	8 m
Support spacing 3.0 m	2.5 kN/m
Support spacing 3.5 m	2.01 kN/m
Support spacing 4.0 m	1.6 kN/m
Support spacing 4.5 m	1.32 kN/m
Support spacing 5.0 m	1.1 kN/m
Support spacing 6.0 m	0.75 kN/m
Support spacing 7.0 m	0.45 kN/m
Support spacing 8.0 m	0.2 kN/m



Load diagram, wide span cable tray, type WKSG 110

- 1 Permitted cable tray/ladder load in kN/m without man load
- 2 Support width in m
- 3 Rail bend in mm at permitted kN/m
- 4 Load scheme during testing
- Load curve with cable tray/ladder width in mm
- Strut bend curve according to support width